



Centre
for Effective
Practice

Osteoarthritis Screening Questionnaire | Set-up guide for Ocean

About the Ocean Screening Questionnaire

The Centre for Effective Practice's Osteoarthritis Screening Questionnaire is adapted from the Osteoarthritis (OA) Tool. [Click here to view the full Tool, including references.](#)

The Osteoarthritis Tool has been developed for primary care providers who are managing patients with new or recurrent joint pain consistent with OA in the hip, knee or hand. This tool will help clinicians identify symptoms and provide evidence-based, goal-oriented non-pharmacological and pharmacological management while identifying triggers for investigations or referrals.

The Osteoarthritis Screening Questionnaire leverages the Ocean tablet/kiosk technology to deliver patients with a validated screening questionnaire to flag patients at risk for hip, knee and/or hand osteoarthritis and, where appropriate, provide guidance related to further assessment and treatment.

The following instructions will guide you through importing of the Osteoarthritis Screening Tool eForm to your Ocean eForms Library.

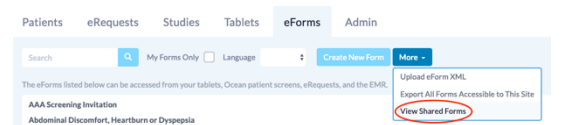
Step 1: Importing an eForm in Ocean

To import the eForm complete the following steps:

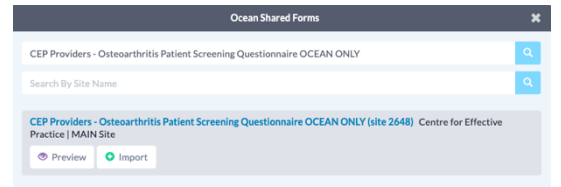
1. Log into your Ocean account. Click on the "eForms" tab.



2. Click on the "More" button. Select "View Shared Forms".

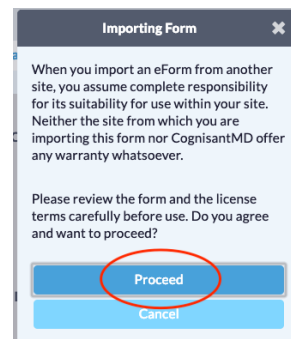


3. Enter "Osteoarthritis Patient Screening Questionnaire" in the search bar. And "Centre for Effective Practice" in the search by Site bar.

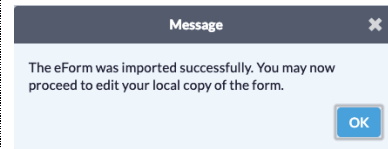


4. Click on the Form "CEP Providers - Osteoarthritis Patient Screening Questionnaire OCEAN ONLY". Select "Import".

5. Select "Proceed" to confirm import.



6. Click "OK" to. You have successfully imported the Screening Questionnaire to your Ocean site's eForm Library.



Set-up complete!